



Sidecar Log Books & ID Tags

Recently Motorcycling New Zealand has introduced new rule 27-7-6-1

"Allowance for technical design

All sidecars must have a technical sign off from technical steward. A log book indicating the technical certification will be issued to all sidecars and each log book will be registered to the sidecar for which it is issued.

The log book will remain with the sidecar for the life of the machine. Each log book will be numbered and a metal tag bearing the corresponding number will also be issued. This tag must be permanently affixed to the sidecar in a position readily available for inspection. The log book must be handed to the machine examiner for sign off prior to an event.

Transferring the Log Book or ID Tag to another sidecar is prohibited.

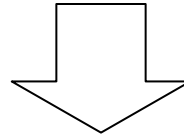
The log book must be current and will be renewed every two years from the date of issue. This section does not apply to sidecars (Buckets) as described in Chapter 24."

As you have applied for a Motorcycling New Zealand licence and indicated that you are competing in the sidecar class, if you have not already, you must have your sidecar checked and approved by the technical steward.

Following is a step by step process to assist you.

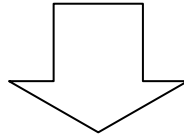
Step 1

Apply for your MNZ race licence, indicate you compete in sidecar competition by applying for a number.



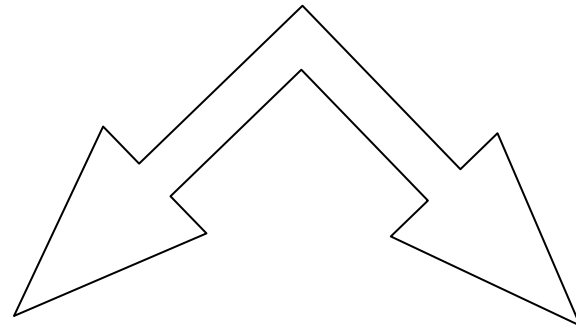
Step 2

Contact Jim Doherty to have your Sidecar inspected.
Phone: 04 569 5738
027 536 9995



Step 3

Jim to organise himself or recognised technical personnel to check your sidecar & have a technical sign off approved.



Technical Sign off Approved



The technical steward approves your sidecar & notifies MNZ



MNZ send to you a log book along with a tag to be affixed to your sidecar



2 years from this date you must have your sidecar re-inspected

Technical Sign off Rejected



It is up to you to fix what is required for re-inspection & approval



Once approved refer to Technical Sign off Approved